











# Helpful Tips for Areas Affected by Fleas

## YOUR PET

-  Consult with your veterinarian to determine the best flea preventative product for your pet.
-  Treat ALL of the pets in the household on the same day, even if they are indoor only.
-  Treat pets with their flea preventative EVERY 30 DAYS ALL YEAR ROUND (even if you don't see any fleas).
-  If you are BATHING your pet that is on a TOPICAL flea preventative:
  - Use a SOAP-FREE shampoo and conditioner.
  - Allow one day before, or one day after a bath to apply product.
-  Most preventatives start killing adult fleas anywhere from 30 minutes to 4 hours.

*There is NO product that will create a BARRIER to prevent fleas from jumping onto your pet. Fleas have to come into contact with the product to have any affect.*

## INSIDE YOUR HOME

-  VACUUM
  - Weekly vacuuming your carpets, tile or wood flooring and upholstered surfaces can remove up to 90% of eggs and 50% of larvae.
  - Remove the bag or empty the container outside and take it straight to the dumpster.
  - Vacuum prior to applying any indoor insecticides
  - Steam cleaning is another great tool.
-  WASHING ITEMS
  - Wash your pet's bedding or blankets that they sleep on weekly.
  - The water should be above 60°C to kill the larvae and eggs.
  - Wash any throw rugs that you may have around the home.
-  TREAT YOUR HOME WITH ADULTICIDES AND IGRs
  - Be sure to read and follow the instructions for use and safety protocols.
  - Available in sprays, foggers and bombs.




**If you have any questions please don't hesitate to give us a call!**

12120 Seminole Boulevard Largo, Florida 33778  
(727) 587-0200 sbah@seminoleblvdvet.com





# Helpful Tips for Areas Affected by Fleas *cont.*

## OUTSIDE YOUR HOME

-  Strays, opossums, raccoons, coyotes, and other animals can act as walking “salt-shakers” and distribute flea eggs outside your home.
  
-  Common areas that act as sources for flea populations:
  - Under porches
  - Crawl spaces
  - Along fence lines
  - Under bushes, shrubs, or gardens
  
-  Treat the outdoors with products that are used to kill adults and contain IGRs
  - Read and follow instructions and safety protocols.

Areas in direct sunlight that are dry are NOT favorable to fleas.

## RECOMMENDED PRODUCTS

-  Indoor Use:
  - Borax (boric acid)
  - Fleabuster RX for Fleas Plus Flea Powder
  - Virbac Knockout ES Area Treatment
  - Virbac Room and Area Fogger
  
-  Outdoor Use:
  - Bayer Advanced Complete Insect Killer for Lawns
  - Bayer Advanced Garden PowerForce Multi-Insect Killer Ready-To-Spray
  - Virbac Yard Spray

## FOR MORE INFORMATION VISIT:

- [CAPC.org](http://CAPC.org)
- [AVMA.com](http://AVMA.com)
- [DrMichaelDryden.com](http://DrMichaelDryden.com)

**If you have any questions please don't hesitate to give us a call!**

12120 Seminole Boulevard Largo, Florida 33778  
(727) 587-0200 sbah@seminoleblvdvet.com